


Ketac-Cem[®] Radiopaque Step-by-step

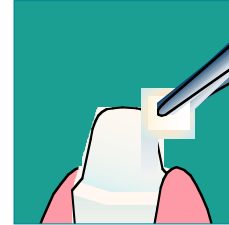
Consult instructions
prior to use.



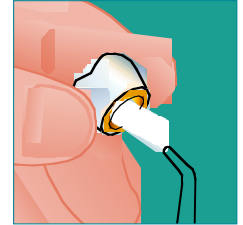
Remove temporary
crown



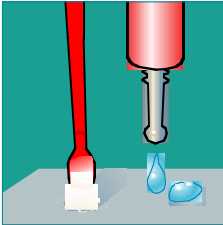
Clean abutment with
pumice and water



Dry, moderately and
do not desiccate



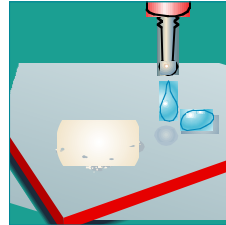
Clean the crown
with air




Ratio: 1 spoon powder
+ 2 drops liquid



Take powder with the
spoon. Scrap off excess



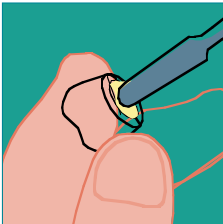
Put the drops on the
mixing pad




Mix powder and
liquid



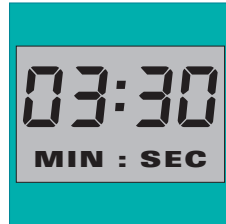
Mixing and working
time: 3:30 min



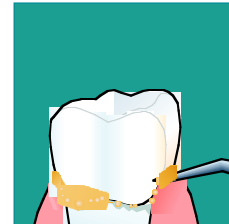
Brush a thin coat of
cement



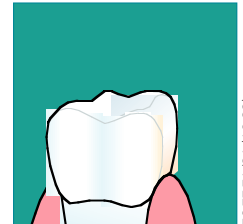
Place the crown
without pressure



Setting: 3:30 min



Remove excess



Result